



APP FOR iPhone & iPad

▶ Download the App

To download the app, search for Law360 in the App Store on your device, or click the following link: <https://itunes.apple.com/us/app/law360-legal-news-analysis/id934560389>

▶ App Setup

Once you've downloaded and installed the app, you'll be prompted to enter your username and password.

Note: Only Law360 Enterprise and Platform subscribers have access to the Law360 app.

The first time you log in, you'll be prompted to select your areas of interest from among the 40+ Law360 news sections. Select as many sections as you like, and click **Done**.

These choices determine which headlines show up on the app home screen, as well as the breaking news alerts you'll receive. Adjust your areas of interest at any time by tapping the site menu icon in the top left and selecting **Customize**.

The screenshot shows the Law360 app login interface. At the top is the Law360 logo. Below it are two input fields: "Email" and "Password". A blue "Sign In" button is positioned below the password field. At the bottom, there is a link: "Not an Enterprise or Platform subscriber? [Email us](#) to upgrade and get access to the Law360 app, or use our [mobile-friendly website](#)."

The screenshot shows the "Select areas of interest" screen in the app. At the top right, there are the labels "Select areas of interest" and "Done". Below this is a list of news sections with checkboxes:

Area of Interest	Selected
Aerospace & Defense	
Appellate	✓
Asset Management	✓

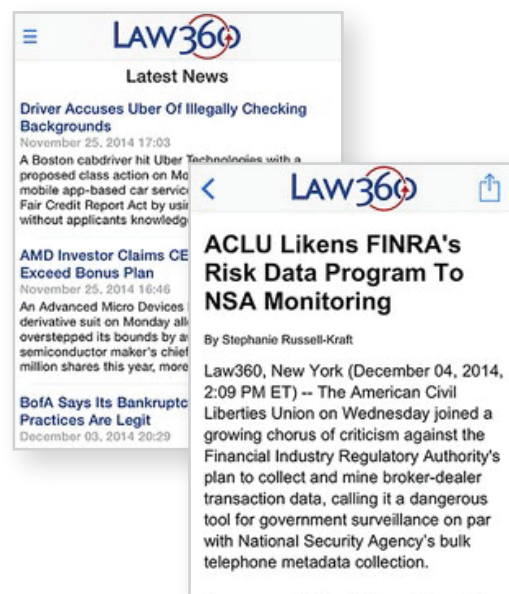
► Access Articles

Each time you open the Law360 app, the most recent 500 articles will be downloaded, so you can read them even when offline.

To open an article, touch the headline or summary, and you'll be taken to the full article.

Articles include links to related stories and downloadable PDF attachments such as complaints, orders, and notices.

Note: Company and firm pages, real-time alerts, and other Platform Tools content is not currently available in the Law360 app.



► Get Breaking Alerts

You'll also get an alert when big stories break, if push notifications are enabled for the Law360 app.

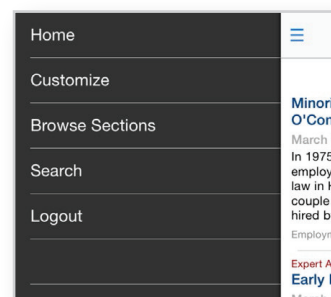
To specify which Law360 sections you want to receive alerts for, select your areas of interest on the **Customize** screen. If you don't select any areas of interest, you'll receive alerts based on the daily email newsletters you're subscribed to.

You can turn off push notifications at any time in the **Settings** panel of your iPhone or iPad.

► Browse Sections

To browse specific sections, tap the menu icon at the top left of the app and select **Browse Sections** to see the full list of Law360 sections.

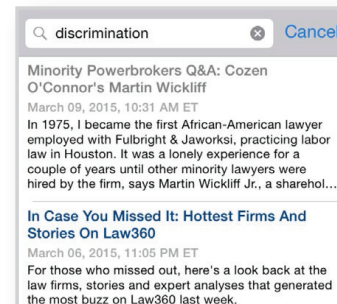
Choose a section and you'll see the latest headlines for that practice area, industry, or state.



▶ Search Articles

You also have the option to search Law360 published articles within the app.

Select **Search** from the site menu and enter your keyword(s) to get matching results from the more than 200,000 archived Law360 news articles dating back to 2003.



▶ Compatibility

The Law360 app requires an iPhone or iPad installed with iOS 8.0 or later.

Currently, there are no Law360 apps available for other mobile devices, however we recommend those users visit our mobile-friendly website at www.law360.com.

▶ Feedback & Support

Please contact us at service@lexisnexis.ca or [1-800-387-0899](tel:1-800-387-0899). We appreciate any and all feedback as we work to improve our products to meet all of our customers' needs.