

Quicklaw® Law School Program Handbook



Table of Contents

Quicklaw® Law School Program.....	3
Quicklaw® Law School User Policy.....	5
Quicklaw® Online Registration Procedure.....	7
Complimentary Quicklaw® Training for Law School Users	9
LexisNexis® Support and Resources	11
Appendix I - Lexis Advance Quicklaw Information	12
Appendix II - Lexis Advance Quicklaw For Law Schools	14

Quicklaw® Law School Program

With Quicklaw, students can ...

- Complete their assignments more effectively.
- Develop professional legal research skills.

LexisNexis is pleased to carry on a long and proud tradition of providing Canadian law school students, faculty and librarians with **free access to superior online legal content** coupled with **free, high-quality training and support**.

This year, students will receive complimentary access to the following, at no cost to the institution:

- LexisNexis® Quicklaw® *Full Service International Academic*
- the QuickFind™ with Auto Link productivity tool, and
- the *martindale.com*® Connected global legal network

How does Quicklaw help me?

Quicklaw is the most trusted research service in Canada – a position we have held for over 35 years. From civil law to common law, in English or French, students, faculty and librarians can connect to the most extensive collection of legal content – all with a single sign-on. This unparalleled content combined with powerful features and functionality gives students and staff efficient access to the information they need, including:

- **Halsbury's® Laws of Canada** – The entire online collection
- **Primary Law**
 - **Case Law (Court and Tribunal Decisions)** – Judgments from all levels of all Canadian courts, all board and tribunal decisions, *Canada Tariff Board Reports*, the *Canadian Insurance Law Reporter*, the *Canadian Native Law Reporter*, *Dominion Tax Cases*, *Exchequer Court Reports*, *Federal Courts Reports*, *Ontario Reports*, *Supreme Court Reports* and over 300,000 cases that have never been reported in print

- **Legislation** – Current consolidated and annual provincial, territorial and federal statutes (including entire-act versions and section versions), regulations, rules of court, historical legislation, repealed statutes and regulations, Point-in-Time versions of legislation, Ontario Securities Commission regulatory materials, international treaties and NAFTA
- **Citators** – The *QuickCITE*® Case Citator and the *QuickCITE*® Legislation Citator, as well as U.S. and U.K. case citators
- **Digest Services** – *The Canada Digest*, which contains over one million case summaries organized under a browsable taxonomy, as well as Canadian Case Summaries (CCS)
- **Journals** – Domestic and international legal journals
- **NetLetters™** – Proprietary and licensed LexisNexis® *NetLetters™*
- **Forms & Precedents** – The Solicitor Forms & Precedents collection, covering an array of practice areas
- **News and Business** – Canadian and international news
- **International Materials** – Primary law (case law and legislation) from Australia, the United States and the United Kingdom
- **Canadian Legal and Business Titles From Wolters Kluwer** - Various titles available through subscription
- **Other** – The Wrongful Dismissal Notice Searcher, Canadian Legal Words & Phrases, the LAW/NET™ Legal Update Service, the *Canadian Law Symposia Index*, the *Index to Canadian Legal Literature* and all Canada Quantums

Easy Online Access

Quicklaw offers an array of advanced features to help students, faculty and librarians work efficiently, achieve precise results and ensure the quality of their research. Access Quicklaw by visiting www.lexisnexis.ca/lawschools.

IMPORTANT:

Returning students, faculty and librarians who already have a Quicklaw ID and password **should not register again**. Those who have lost or forgotten the ID and password should visit www.lexisnexis.com/ca/legal and click on either “forgot ID” or “forgot password”. They may also contact Customer Support at 1-800-387-0899 or service@lexisnexis.ca.



Superior Support and Training

LexisNexis helps students and staff become proficient with Quicklaw by providing them with **complimentary training** in English or French (see pages 9 and 10), as well as free user materials. Training is offered in law schools, at LexisNexis offices across Canada and via web-based training sessions. Students can visit www.lexisnexis.ca/lawschools to find out about upcoming sessions at their school and download user materials.

Quicklaw also comes with enhanced online assistance, including context-sensitive help, animated tutorials and “How do I...?” links for learning specific tasks.

Providing prompt, courteous and personalized customer support to all our users is one of our top priorities. Students and staff may contact Customer Support to receive **free user ID, research and technical assistance** by phone or email, in English or French, seven days per week. Support is available at 1-800-387-0899 or service@lexisnexis.ca.

Online Registration Procedure

To make user ID administration easier for your school, LexisNexis provides an online registration and contracting process for the distribution of free Quicklaw user IDs. (**Note:** It is recommended that users provide their institutional email address on the online registration form.) At the end of the registration procedure, qualified users receive personal IDs and passwords, permitting access to Quicklaw from any location. More information about the registration procedure is available on pages 7 and 8, and at www.lexisnexis.ca/lawschools.

Our Customer Support team is available to provide assistance with user IDs. Students or staff may call 1-800-387-0899 or email service@lexisnexis.ca.

Lexis Advance® Quicklaw®

Lexis Advance Quicklaw is the evolution of our legal research solution. It makes your **research process easier** and **Canada's most trusted content even more actionable**.

We're excited to announce that access to **Lexis Advance Quicklaw** will be available for free to all eligible **LexisNexis® Quicklaw® Law School Program** users this September.

For more information on **Lexis Advance Quicklaw** please see [Appendix I - Lexis Advance Quicklaw Information Page](#) or for more details on your access to **Lexis Advance Quicklaw** please see [Appendix II - Lexis Advance Quicklaw for Law Schools](#).

Discover how Quicklaw can help law school students succeed.

For more information, please visit www.lexisnexis.ca/lawschools.

For **free, personalized assistance**, please contact Customer Support.

1-800-387-0899 | service@lexisnexis.ca

Weekdays: 7:00 a.m. – 11:00 p.m. (ET)

Weekends: 9:00 a.m. – 11:00 p.m. (ET)

Quicklaw® Law School User Policy

With Quicklaw, students can ...

- Complete their assignments more effectively.
- Develop professional legal research skills.

The following outlines the terms of use of law school user IDs required for accessing the Quicklaw service.

1. General Terms of Law School Use

Law school user IDs* are for law school purposes only, including Legal Aid Programs operated by law schools.

Law school user IDs are not to be used by or for:

- law firms or other commercial enterprises
- governments, non-profit organizations, or charities
- professors doing contract research for law firms or government agencies
- groups intervening or otherwise participating in litigation in the public interest
- lawyers conducting a case under a Legal Aid Certificate
- lawyers providing free or reduced-rate legal services

2. Creating Casebooks and Websites Using Material Taken from LexisNexis Canada

Using Online Material

A school is permitted to post a link to an article if each student uses his or her own ID to log in to the Quicklaw

service to retrieve his or her own copy of that article. A school is not allowed to post on its intranet website an article found on Quicklaw, LexisNexis® at *lexis.com*®, LexisNexis® Academic or any other LexisNexis® research service. **Note:** The ID and password that a student uses to log in to a college network or library to gain access to Quicklaw is equivalent to “his or her own ID to log in to the Quicklaw service” as stated above.

All terms and conditions are available on the appropriate research service.

A subscribing institution has the right to create course packs (in print or digital form) to the extent allowed by the LexisNexis Permissions Coordinator. The Permission Request Form, accessible at www.lexisnexis.com/terms/copyright-permission-info.aspx, must include information such as the purpose of the request (if required for educational or CLE purposes, please include the class/seminar name, the sponsor/university name, and when and where the packs will be presented); the number of copies to be made; the exact citations, references or descriptions of the material to be distributed; and the method of distribution.

There is no cost associated with our granting a request to reprint content for use in a course casebook.

Using Print Material

If permission has been granted by LexisNexis Canada to use content from a print publication in which LexisNexis Canada holds the copyright, then there are no costs associated with the use. The following credit line must appear in any reproduction: "Reproduced by permission of the publisher, LexisNexis Canada Inc., from [name, etc., of publication]." There are no documents to sign.

To request permission to reproduce material from a LexisNexis Canada print product, please contact our **Permissions Department** at Permissions@lexisnexis.com. Please include details about the material to be used and the manner in which it will be used.

To ensure the continued operation of the law school program, LexisNexis Canada will consider improper use of law school user IDs as a breach of contract. Remedies may include permanent disabling of the ID. If you have questions about contracts, please email **Sally Habashy**, Program Manager, Academic Preference, at sally.habashy@lexisnexis.ca.

For **free, personalized assistance**, please contact Customer Support.

1-800-387-0899 | service@lexisnexis.ca

Weekdays: 7:00 a.m. – 11:00 p.m. (ET)

Weekends: 9:00 a.m. – 11:00 p.m. (ET)

* Returning students, faculty, and librarians who already have a Quicklaw ID and password **should not register again**. Those who have lost or forgotten the ID and password should contact Customer Support at **1-800-387-0899** or service@lexisnexis.ca.

Quicklaw® Online Registration Procedure

With Quicklaw, students can ...

- Complete their assignments more effectively.
- Develop professional legal research skills.

Sign up for Quicklaw today and get access to Canada's most comprehensive online legal research service.

Registration is easy. You will create your own easy-to-remember user ID and password that you can use **from any location 24/7**. To register, follow the steps to the right and on the next page while logged into your law school or law library computer network.

IMPORTANT:

Returning students, faculty and librarians who already have a Quicklaw ID and password **should not register again**. Those who have lost or forgotten the ID and password should visit www.lexisnexis.com/ca/legal and click on either "forgot ID" or "forgot password". They may also contact Customer Support at 1-800-387-0899 or service@lexisnexis.ca.

To register as a student:

1. While logged into your law school or law library network, go to www.lexisnexis.com/ca/legal.
2. Click the **Register Now** button located at the bottom of the screen.
3. Fill in all required fields on the **Registration Form** that appears. Required fields are indicated with an asterisk *.

Notes: 1) Once you click the **Submit** button, you will be prompted to fill in any required fields you may have missed.

2) In the email address field, we recommend you enter your institutional (law school/university) email address.

4. Select **Student** from the **User Type** drop-down list.
5. Select **Law Student** from the **Program** drop-down list.
6. Create a user **ID** (8–25 characters) and **Password** (8–50 characters including at least one alphabetical and one numeric character).

Note: If the user **ID** already exists, upon submission you will be asked to provide another.

7. Select a **Security Question** and **Answer**.
8. Click **Submit**.
9. Read the information on the screen that appears, and then click the **OK** button to continue.
10. Click the **View Terms & Conditions** link.
11. Click the **Accept** or the **I Do Not Accept** button.

Note: You must accept the terms to proceed to the Quicklaw service.

To sign out:

1. Click the **Sign Out** link located at the top right of the Quicklaw screen.
2. From the window that appears, select the **Click here if you no longer want to save your sign-in information** option. This is highly recommended if you are logged in from a law school lab or any other public terminal.

To register as a faculty member or a librarian:

1. Follow steps **1 through 3** in the student registration section on the previous page.
2. Select **Other** from the **User Type** drop-down list. A slightly different form will appear.
3. Enter your **Job Title** and **Department** in the text boxes provided.
4. Follow steps **6 through 11** in the student registration section on the previous page.

To register later:

If you clicked the **Register Later** button located at the bottom of the **Sign In** page, you will be prompted with the **Terms of Use** window.

1. Click the **View Terms & Conditions** link and then click the **Accept** button to proceed to the Quicklaw service. You will not be able to personalize your access, and you may have a limited source selection. To obtain full, personalized access, you must register.
2. Click the **Customize** link located at the top right of the Quicklaw screen to register.

www.lexisnexis.ca/lawschools

Free, personalized user ID and password, research, and technical assistance (English or French):

1-800-387-0899 | service@lexisnexis.ca

Weekdays: 7:00 a.m. – 11:00 p.m. (ET)

Weekends: 9:00 a.m. – 11:00 p.m. (ET)

Complimentary Quicklaw® Training for Law School Users

With Quicklaw, students can ...

- Complete their assignments more effectively.
- Develop professional legal research skills.

One of our top priorities is providing students with the training they need to become proficient with the Quicklaw service. LexisNexis provides students and staff with complimentary training in English or French. Training is offered in law schools, at LexisNexis offices across Canada, and via web-based training sessions.

LexisNexis offers training right in your school's computer lab. The **My School** web page at www.lexisnexis.ca/lawschools lists upcoming training sessions at your school. If no training is scheduled, please contact the LexisNexis representative for your school, or Customer Support at **1-800-387-0899** or training@lexisnexis.ca to arrange for a professional LexisNexis instructor to conduct sessions at your school. Students and staff also may complete the form at <http://www.lexisnexis.ca/en-ca/training/training-schedule.page#Quicklaw> to register for complimentary sessions scheduled at select LexisNexis offices across Canada, or to sign up for a web-based session.

General and customized sessions are available (see the next page for details), and we can personalize training to focus on a particular area of practice or other area of interest. Training also can be scheduled in the evening or on weekends if preferred. If you would like to discuss your school's training needs, please contact the LexisNexis representative for your school (visit the **My School** page at www.lexisnexis.ca/lawschools) or Customer Support at **1-800-387-0899** or training@lexisnexis.ca.

WEB-BASED TRAINING

LexisNexis offers complimentary web-based training sessions. These online sessions provide access to Quicklaw training via the Internet – perfect for remote users and for those who cannot easily attend a session at school or at a local LexisNexis office. The only requirements are a phone and a computer with high-speed Internet access. To learn about upcoming sessions or to register, please visit www.lexisnexis.ca/en-ca/training/training-schedule.page#Quicklaw.

General Sessions

Learn to search the broadest collection of Canadian primary and secondary sources using the following enhanced features: content-specific search forms to target specific content types such as court decisions, tribunals, legislation and commentary, including *Halsbury's® Laws of Canada* and *The Canada Digest*; dynamic display options and results filtering to better view, sort and organize search results; and recent searches and document history to keep track of important searches. Discover how to search by name, citation or keyword; navigate and refine search results; deliver documents; and note up cases and statutes using the *QuickCITE®* Case Citator and the *QuickCITE®* Legislation Citator. **Unique content coverage** includes *Halsbury's Laws of Canada*, *The Canada Digest*, the *Canada Quantums*, *NetLetters™*, *Barron's Canadian Law Dictionary*, *Canadian Legal Words & Phrases*, and *Solicitor Forms & Precedents*.

Customized Sessions

Customized sessions are available upon request. Frequently requested customized sessions include topical sessions restricted to a certain area of law, sessions on our legislative collections, advanced librarian sessions, articling and summer student refreshers, sessions on U.K. or Commonwealth materials, sessions on U.S. legal information, and sessions on cost-effective searching. For more information, contact the LexisNexis representative for your school (visit the **My School** page at www.lexisnexis.ca/lawschools) or Customer Support at **1-800-387-0899** or training@lexisnexis.ca.

For **free, personalized assistance**, please contact Customer Support.

1-800-387-0899 | service@lexisnexis.ca

Weekdays: 7:00 a.m. – 11:00 p.m. (ET)

Weekends: 9:00 a.m. – 11:00 p.m. (ET)

LexisNexis® Support and Resources

With Quicklaw, students can ...

- Complete their assignments more effectively.
- Develop professional legal research skills.

Customer Support: **1-800-387-0899** or service@lexisnexis.ca

7 a.m. to 11 p.m. ET Monday to Friday | 9 a.m. to 11 p.m. ET Weekends

Training Materials and Demos: www.lexisnexis.ca/en-ca/training/training-resources.page

Free training: training@lexisnexis.ca



martindale.com® Connected
<http://community.martindale.com>



Twitter
www.twitter.com/LexisNexisCan



Facebook
www.facebook.com (search for "LexisNexis Canada")

YouTube™
www.youtube.com/LexisNexisCanada

Beyond primary case law (court, board and tribunal decisions) and legislation (statutes and regulations), we provide access to:

- *Halsbury's® Laws of Canada*
- *The Canada Digest*
- The *QuickCITE®* Case Citator and the *QuickCITE®* Legislation Citator
- Canadian Legal Words & Phrases
- Canadian and international journals
- International primary law from selected countries
- Current awareness *NetLetters™*
- Forms and precedents
- News and business services
- And more!

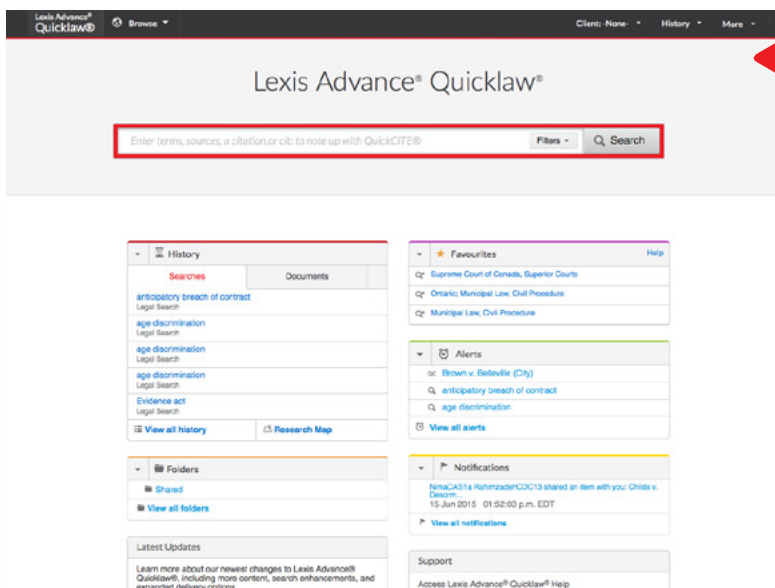
Note:

Returning students, faculty and librarians who already have a Quicklaw ID and password **should not register again**. Those who have lost or forgotten the ID and password should visit www.lexisnexis.com/ca/legal and click on either "forgot ID" or "forgot password". They may also contact Customer Support at 1-800-387-0899 or service@lexisnexis.ca.

Online Registration Procedure:

1. While logged into your law school or law library network, go to www.lexisnexis.com/ca/legal.
2. Click the "Register Now" button located at the bottom of the screen.
3. Fill in all required fields on the Registration Form that appears. In the email address field, we recommend you enter your institutional (law school/university) email address.
4. Select "Student" from the User Type drop-down menu.
5. Select "Law Student" from the Program drop-down menu.
6. Create a user ID (8–25 characters) and password (8–50 characters including at least one alphabetical and one numeric character).
7. Select a Security Question and Answer.
8. Click Submit.
9. Read the information on the screen that appears, and then click the "OK" button to continue.
10. Click the "View Terms & Conditions" link.
11. Click the "Accept" or "I Do Not Accept" button. (You must accept the terms to proceed to the Quicklaw service.)
12. To sign out, click the "Sign Out" link located at the top right of the Quicklaw screen.

Lexis Advance® Quicklaw® is the next evolution of Quicklaw making Canada's #1 online legal research solution even better!



Intuitive Single-Search Interface

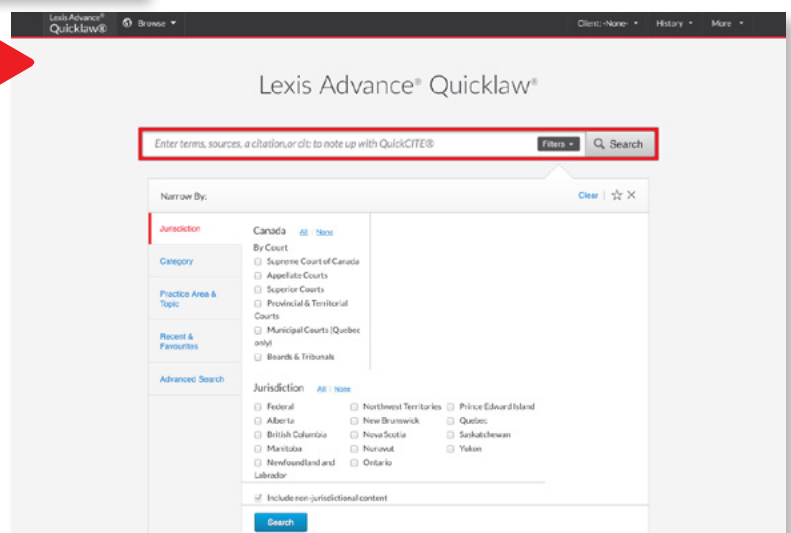
Run a full natural language or Boolean search across all content to ensure a comprehensive set of results.

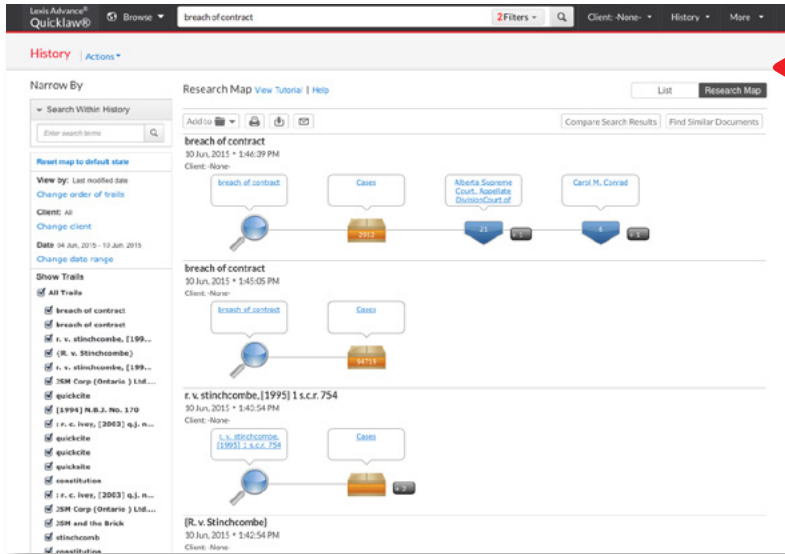
Customizable & Collaborative Folders

Increase your effectiveness by saving and sharing what's important to you in online folders – documents, text, annotations, search parameters and results.

Pre & Post Search Filters

Pre-search filters that refine your search from the beginning so that you retrieve precision answers faster – **only available in Lexis Advance Quicklaw.**





Research Map

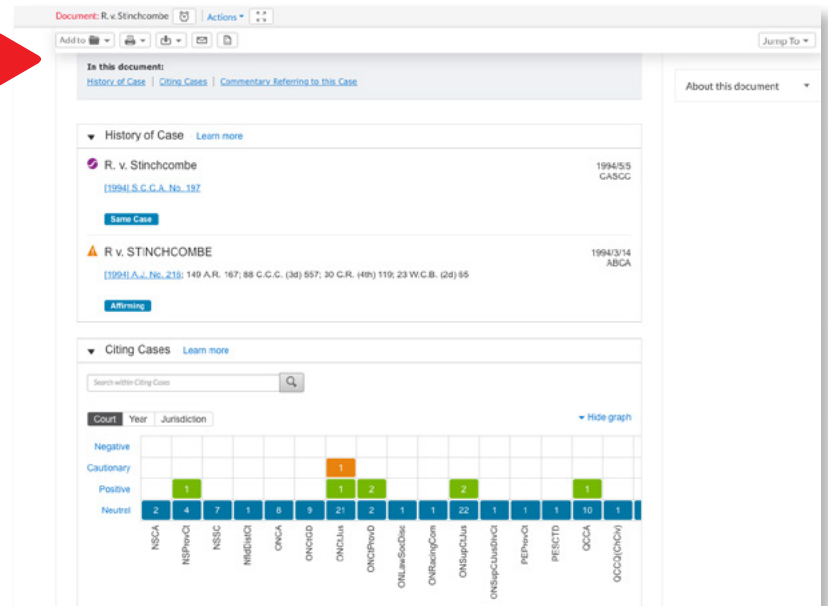
Step-by-step graphical depiction of prior research history that lets you quickly pick up where your search left off and uncover new results by identifying new paths – **only available in Lexis Advance Quicklaw.**

Same Trusted Content

Search, analyze, organize and utilize the most reliable content from Quicklaw - Canada's #1 legal research solution.

QuickCITE® Citator

Provides the best case citator through a visual tool that allows you to quickly review, filter and interpret vast amounts of complex information. QuickCITE® also lets you search within the citing results, so you only see the results you need.

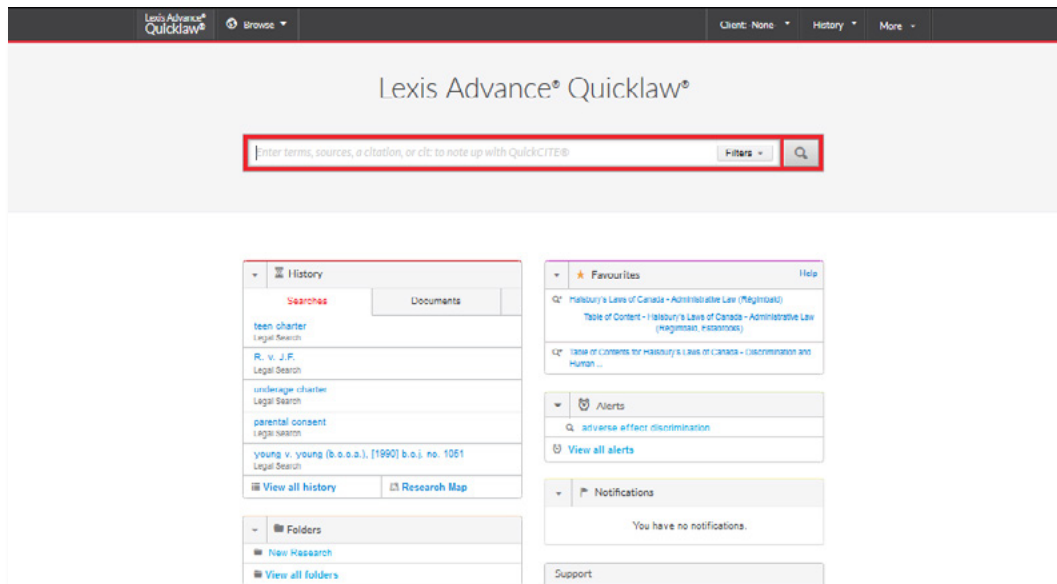


Your Law School Access to Lexis Advance Quicklaw will be available this September.

Lexis Advance® Quicklaw®

for Law Schools – Fall 2015

Lexis Advance Quicklaw is a new, innovative online legal research solution that optimizes your research process. With the new simple search box, you can access trusted comprehensive content from leading legal experts which is found only inside Quicklaw - Canada's #1 online legal research solution.



Benefits/Features for easier and more flexible searches.

- A refreshingly new intuitive visual design and streamlined navigation
- Pre & Post search with a range of filters
- Customized & shareable folders
- Workflow collaboration tools
- Ability to build your case efficiently by searching keywords, case citations, or by a full Boolean or Natural language search, which will save time, clicks and return more relevant results faster.

Lexis Advance Quicklaw has the following content available to you for your law school studies:

Canadian Case Law, Case Summaries, Citators, Administrative Decisions, Acts & Bills, Regulations, Court Rules, Constitutions, Forms and Precedents, Textbooks (including Halsbury's Laws of Canada).

Please note that the following content is not yet available on Lexis Advance Quicklaw:

Indices, Dictionaries, Law Review & Journals, Legal News & Emerging Issues (Bulletins & Netletter Issues), International Content, Ontario Securities Commission Regulations, News & Business, Wolters Kluwer/ CCH Legal Content, Retired Treaties.

Access to this content is still available on the current Quicklaw interface. To view this content you can sign on to Quicklaw at www.lexisnexis.com/ca/legal with your current Quicklaw ID and password.

We will advise you as more content becomes available on Lexis Advance Quicklaw.

Lexis Advance Quicklaw ID

- If you obtained your Quicklaw ID before September 28, 2015, you should receive your **Lexis Advance Quicklaw ID** and **password** via email by October 19. If you have not received your ID by October 19 please contact lawschools@lexisnexis.ca
- If you are a new Quicklaw user who has registered for your ID since September 28, 2015, you should receive your **Lexis Advance Quicklaw ID** via email within 2 weeks. If you have not received your ID within 2 weeks please contact lawschools@lexisnexis.ca

For your protection, you will be required to change your password the first time that you log in to Lexis Advance Quicklaw. You will also be given the opportunity to change/personalize the ID provided to you.

Training

Training on Lexis Advance Quicklaw is available free of charge to all law school students, law school faculty members and law school librarians. For more information or to discuss your training needs or your school's training needs, please contact the LexisNexis representative for your school by visiting the [My School](#) section of our law school page (www.lexisnexis.ca/lawschools) or email training@lexisnexis.ca

For your convenience training videos and support documentation are available at: www.lexisnexis.ca/en-ca/training/training-resources.page

Stay Informed

Please make sure to subscribe and opt-in at <https://secureapps.lexisnexis.ca/forms/promobox-consent> to receive our newsletters, and 'like' us on Facebook to remain informed of any updates.



LexisNexis Canada Inc.
123 Commerce Valley Drive East, Suite 700
Markham, Ontario
L3T 7W8 CANADA

www.lexisnexis.ca/lawschools

Contact us for more information on the
LexisNexis® Quicklaw® Law School Program:

General Enquiries

Sally Habashy
Program Manager, Academic Preference
438-837-6810

sally.habashy@lexisnexis.ca

Sales Enquiries

Lynn Giddings
Account Manager, Academic Sales
1-877-318-4966

lynn.giddings@lexisnexis.ca