

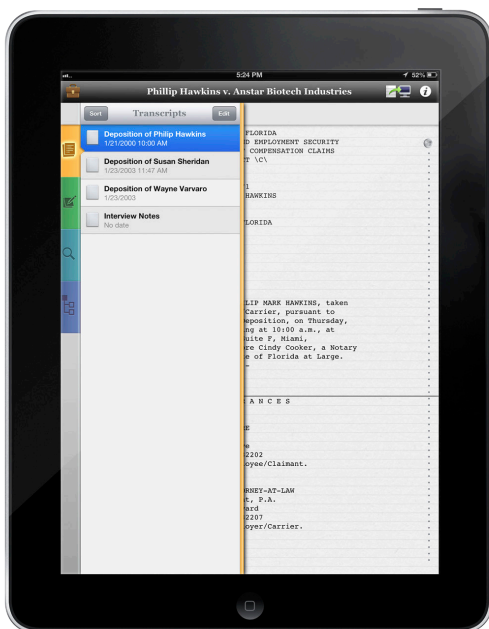
LexisNexis® TextMap® app for the iPad®

Increase your efficiency and strengthen your case—from anywhere, anytime.

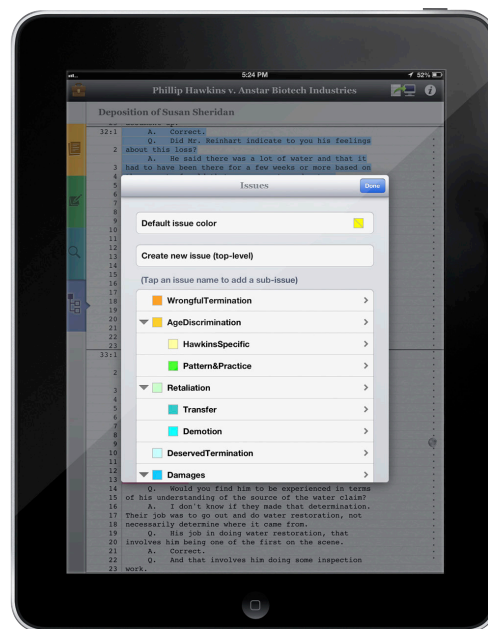


A unique TextMap® app for the iPad® device is now available to help you manage transcripts more effectively, no matter where you are working. Just download the app and easily use it to import transcripts, create issues, search and review transcripts, annotate, view exhibits and more.

Unlike other apps that let you see only your own work product, the TextMap app for iPad gives you greater flexibility, including the ability to search and annotate any transcript in a case from anywhere. Plus, you can send your work product back to TextMap on your desktop via email and avoid rework.



Email cases and case-issue outlines from your TextMap desktop software to the TextMap app. You can import multiple transcripts from a case simultaneously, along with existing issues, annotations and linked exhibits.



Create issues using your app or the desktop software, and keep them all up to date. You can easily set up issue coding with distinct colors.

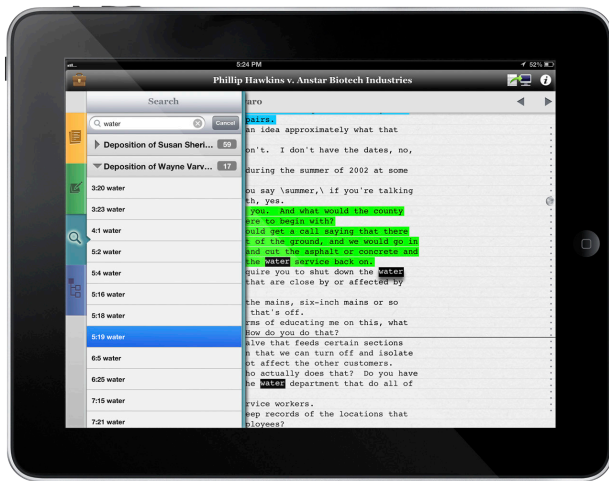
2 easy steps to go mobile

1. Get the latest version of TextMap software at www.lexisnexis.ca/text-map. From there, upgrade or get a complimentary, 30-day trial for new customers.

2. Open TextMap, select **Export to iPad** and follow the quick steps to download the complimentary app.

Already have the latest TextMap software? Download the app directly from the app store by searching "TextMap."





Search and review transcripts—for example, find a word or phrase across all transcripts in a case.



Annotate transcripts using the app. You can create new annotations with notes, edit existing annotations, and link annotations to issues. Simply tap the line numbers of passage you wish to annotate to begin.

Keep it all up to date

Easily email TextMap issues and annotations from your iPad to your desktop to stay up to date with your master TextMap case and share with your team—no need to repeat work when you get to the office.

Use “Send to CaseMap” functionality to integrate your transcript work with CaseMap® case analysis software so all key facts and issues are accessible in one place.

Not all apps are created equal

TextMap has these advantages:



- **Two-way updates** via email between the app and desktop software.
- **More flexibility:** Import case issues to the app, create new issues as you annotate using your iPad, and import exhibits linked to transcripts.

Now your work product is as mobile as you are

Get the latest version of TextMap software (upgrade or get a complimentary trial for new customers) at www.lexisnexis.ca/text-map. Then open TextMap, select **Export to iPad** and follow the quick steps to download the complimentary app.

Or if you have the latest version of TextMap, you can download the app from the Apple App Store by searching on the word “TextMap.”

Check out the quick tutorial:

www.lexisnexis.ca/textmap-app-demo